



Total Solution Provider in Saw Device

SA452BM1

CDMA 450 C-Band, Balanced RF-Tx SAW Filter
Revision 0: May 2008



- Electrical Characteristics
 - Package Dimensions
 - Testing Environment
 - Frequency Characteristics
-

SAWNICS Inc.

460 Cheonheung-ri, Seonggeo-eup, Cheonan-si, Chungcheongnam-do, 330-836 / Korea.
Tel: +82 41 550 9372 / Fax: +82 41 550 9399 / www.sawnics.com

□ Electrical Characteristics

Maximum Ratings

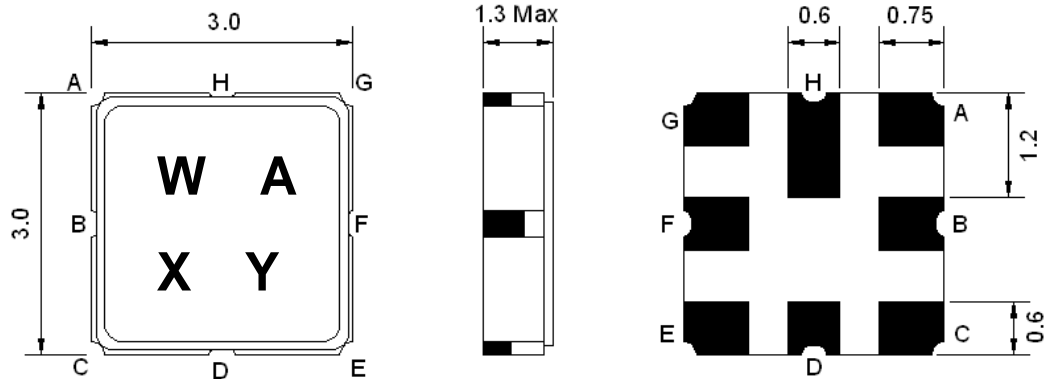
Parameters Description	Unit	Minimum	Typical	Maximum
Operating Temperature Range	°C	-30	-	+80
Storage Temperature Range	°C	-40	-	+85
Maximum DC Voltage	V	-	-	0
Maximum Input Power	dBm	-	-	0
Source Impedance (balanced ended) ⁽¹⁾	Ω	-	100	-
Load Impedance (single ended) ⁽¹⁾	Ω	-	50	-
Package type & size	M1			
Length x Width	mm ²	-	3.0 x 3.0	-
Height	mm	-	-	1.3

Electrical Specification

Parameters Description	Unit	Minimum	Typical	Maximum
Center Frequency (Fo)	MHz	-	452.5	-
Insertion Loss in 450.0 ~455.0 MHz	dB	-	2.0	2.8
Stop Band Attenuation:				
0.3 ~ 350.0 MHz	dB	45	55	-
350.0 ~ 440.0 MHz	dB	40	50	-
460.0 ~ 465.0 MHz	dB	30	38	-
465.0 ~ 2000.0 MHz	dB	35	50	-
VSWR in 450.0 ~ 455.0 MHz	-	-	2.0	2.5

Notes : (1) No Matching Network .

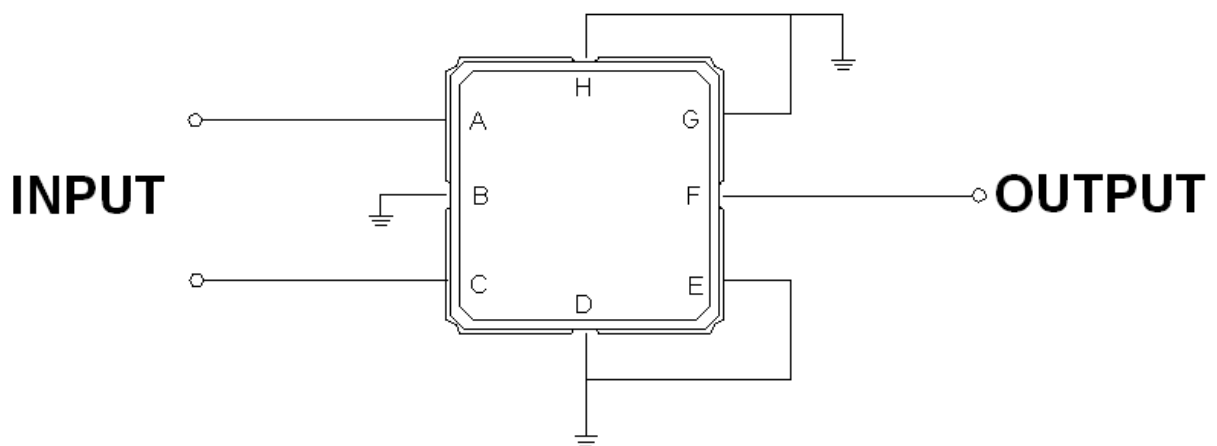
Package Dimensions



Marking Descriptions	
W	CDMA450 Application
A	Series Number
X	Date Code(Year)
Y	Date Code(Month)

Pin Description	
B, D, E, G, H	Ground
A, C	In
F	Out

Testing Environment

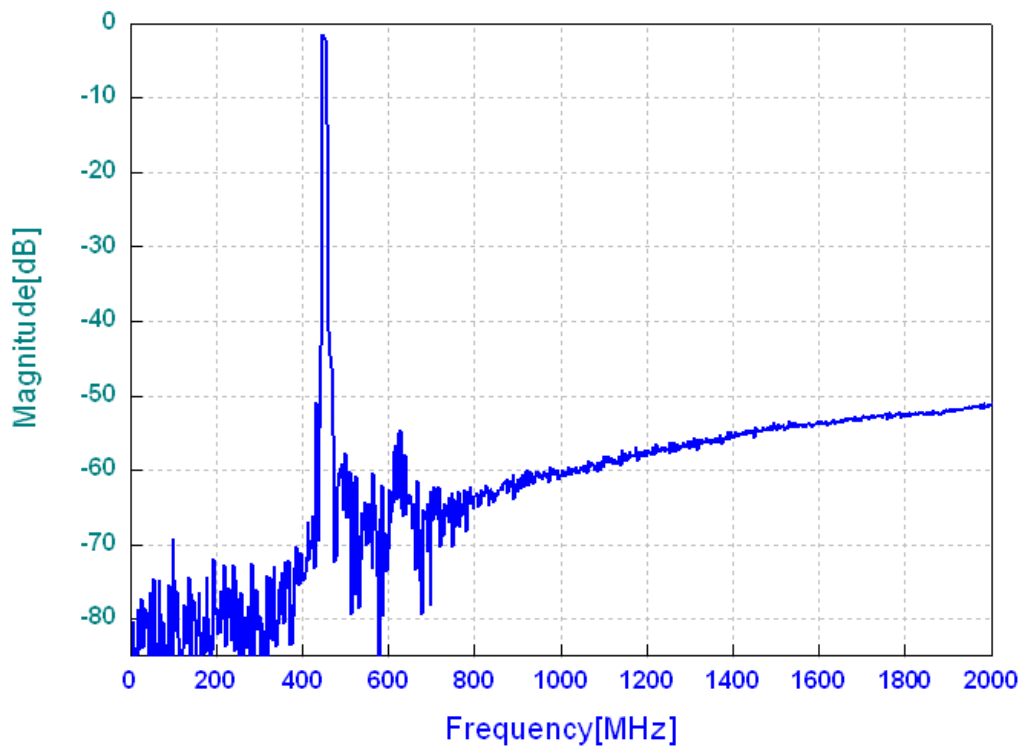
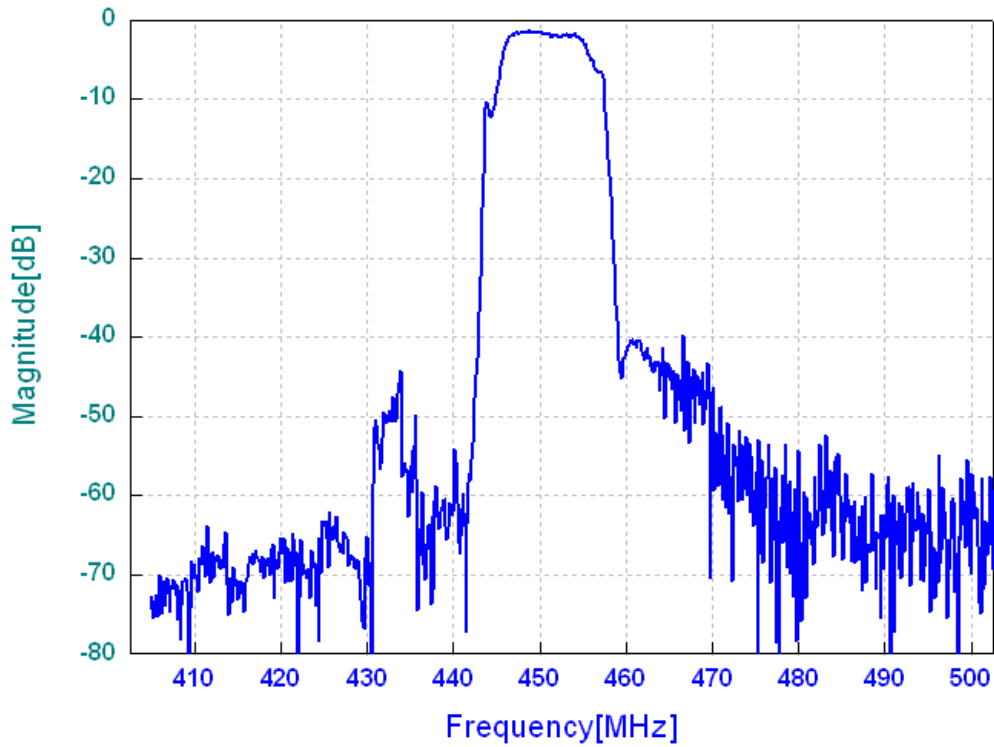


Source Impedance: 100 Ω

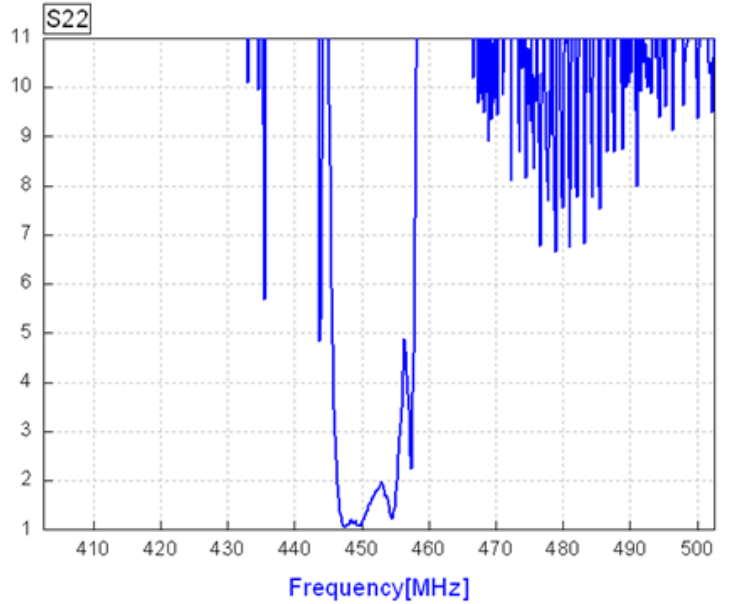
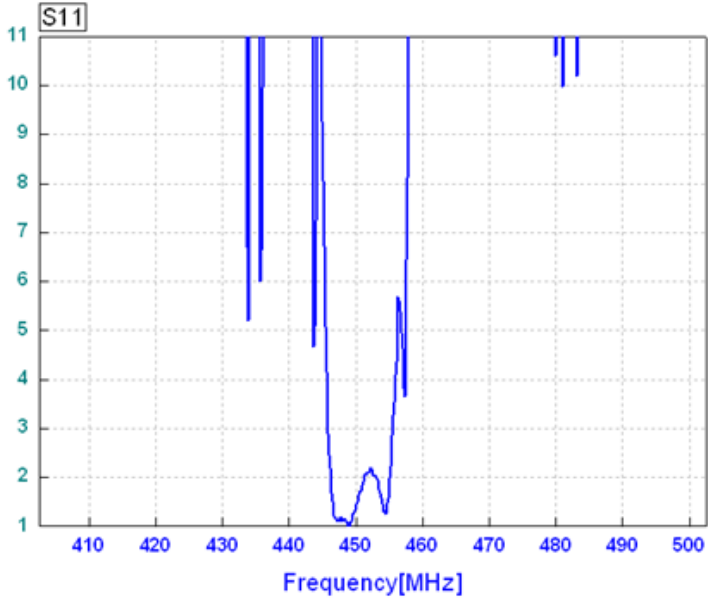
Load Impedance: 50 Ω

□ Frequency Characteristics

Frequency Response



VSWR



Smith Chart

